

TCA Mission: To develop an appreciation of and to preserve an important segment of history – Tinplate Toy Trains –through research, education, community outreach, fellowship, establishment of collecting standards, and to promote the growth and enjoyment of collecting and operating toy, model and scale trains.



# Desert Division

## DISPATCH

ARIZONA • NEW MEXICO • WEST TEXAS



Visit our Website: [www.tcadd.org](http://www.tcadd.org)

Volume 43, No. 4

April, 2014

## SPRINGTIME CLEANING

Well the luck of the Irish was not with us in March as we set up the Division Meet in the smaller meeting room at the church for the second (and last time) this year. It sure will be nice to have the larger room this April to spread out and enjoy a little more elbow room. But that being said the members again adjusted for the tight quarters and limited, but still free sales tables and settled in for a fun March Meet.

We might have had a smaller room but the glorious winter or early spring weather brought in a bumper crop of members. We even had a guest, Steve Sheil from the great state of Wisconsin, look around, buy an addition to his collection and enjoy a little Division hospitality. We know it's hard to turn down Barbara Lautazi's free coffee, soda and donuts, in fact I think quite a few went back for seconds. What's not to enjoy with good friends, good coffee and great trains?

President Allen called the meeting to order at 10 AM, after concluding a last minute sale himself. Secretary Lautazi reported that at the moment the Division renewal rate was still behind and our membership was currently at 281. We know some members have dropped after the recent TCA National dues increase and it is rippling down to the Division.

Editorial Comment - Without the structure of a National organization our Division could not have been formed. For areas like Arizona and New Mexico where we have seen an influx of new residents, it gives TCA

members from across the nation and quick means to reconnect with like minded hobbyists. TCA is a wonderful mix of business professionals and blue collar folks all sharing the love of toy trains. When you make your decision to renew your TCA National dues don't only look at what National gives you, look at the value of your Division and Chapter membership. I know I eat and drink enough free pizza, hot dogs, donuts, coffee and soda to more than cover mine in food alone, let alone the friendships I have made that are priceless to me. – Off my soapbox.

Treasurer Herman reported that the Division currently has \$35,794 in Savings and \$8,079 in Checking. Katie Elgar reminded members to bring in aluminum cans because it will be added to the National Annual Appeal sent in from the Division. The amount of our donation to the Annual Appeal is in our yearly budget as a line item. Because of the amount of the donation, it will be voted on at the April meeting by the members present.

President Allen then reported on his visit to the Rio Grande Chapter and their March Meet. They are preparing for the 5 year report and final approval at this year's convention. Chris reported that there was much enthusiasm regarding the fund raising project and he came back with several great ideas that he turned over to Peter Atonna, who has agreed to coordinate the project for both the Division and Chapter. The Chapter

### MARK YOUR CALENDAR – UPCOMING EVENTS

- April 5 – Joint TCA, GCMR and P&P Club Picnic – 11 AM Papago Ramada - McCormick Stillman Railroad Park
- April 12 – Division Meet – Member's Only swap 8:30 – General Meeting 10 AM – Phoenix, AZ
- April 19 – Rio Grande Chapter Meet – Member Only Swap & General Meeting – Albuquerque, NM
- May 10 – It's PIZZA MEETZA TIME! – Division Swap Meet, Business Meeting, Lunch, and 180 Lot Auction
- May 17 – West Valley Railroad Historical Society Swap Meet – Glendale, AZ – 9 AM
- May 30 & 31 GPD TTOM Summer Swap Meet – Tucson, AZ - (show flyer inside)

has formed a fund raising car committee and will work with Peter during the summer off time and hope to have the first car in the fall advertising cycle. The Division will underwrite the fund raising cars with the profits flowing to the Chapter's 2019 Convention account. This money is needed by the Chapter for several events hosted by them during the convention week. A question from the floor regarding Chapter vs. National's expenses for a convention was answered by TCA National Convention Chair, Fred Hunter.

Fred answered everyone's questions and also informed the membership that if needed TCA National was prepared to loan up to \$25,000 to the Chapter to cover National's expenses including tour, hotel and banquet reservations and deposits. Fred also spoke about this year's upcoming convention in Philadelphia. The hotel rates are very reasonable and the tours will be fantastic so Fred encouraged those in attendance to sign up for a special convention in a very historical and special city this year.

Division Director Phil Todd next spoke about the recent member survey conducted following the February Meet. He previously shared the results with the Board of Directors and we will begin after meet clinics on a variety of subjects to help those members looking for a more hands on approach to the operating side of the hobby. One of the higher requests was on transformer repair and maintenance and a Lionel postwar ZW clinic was held after the meet. A Two Part article begins in this issue for those who could not attend and an expanded article will be available on our website shortly.

Beth Stange gave an update on the McCormick Stillman Railroad project. Her committee was charged with preparing a conceptual drawing that could be presented to the park and city with our ideas about how to participate in the model railroad building. There

were numerous questions about the project and President Allen again reminded the members present that this was just the first baby step in a long process. The committee had done what they were charged to do and now the next step is to approach the city with the concept drawings to see if they are interested.

Ivan English, being very involved with the Gadsden Pacific Division Toy Train Operating Museum in Tucson spoke of his support for the project stating that you cannot get that type of year round exposure for the money we would invest in the project. Ivan next made a presentation to the Division which President Allen received on behalf of all the members. The award was to acknowledge our support and donation we made recently in their fund raising drive.

The educational segment brought in a wide variety of cars. Marty Wik started out by displaying an American Flyer HO set produced by AC Gilbert. The beautiful set was still in its original box and because the locomotive was die cast and had unique couplers Marty was able to determine it was produced in 1939. Marty also displayed a pair of railroad pins for the 2002 winter Olympics held in Park City Utah. Jonathan Peiffer displayed two FP-7 diesels in Pennsy colors. These engines were the result of his recent work with 3<sup>rd</sup> Rail. Jonathan's story about Irish "luck" won him ten raffle tickets as the closest to the Educational Theme of St. Patrick's day. Jack Pivrotto spoke about a Lionel 700 KW that was donated to the Sun City West HO Club. The club received it in pieces and had it assembled. After the groans subsided we all agreed it made a beautiful display and it now resides in their clubhouse. Chris Allen brought in the McCoy gondola from the 1969 TCA Convention in Clearwater Florida. The color was surely the closest to Irish green while his next item a lowly little 10E has been on the Division roster for almost 20 years. Bought when Chris was the Division module Chair the little Standard Gauge set saw extensive action when the club ran at the old ChrisTown Mall. Since then it has been in storage until a few weeks earlier when Chris took it out of mothballs and ran it at the Gilbert Library Hobby Show. It performed flawlessly as it always has.

Winners of the Raffle Prizes; Bob Dennison, Hudson raffle ticket, Fred Hunter Lionel RR Club Tank Car, Jonathan Peiffer Lionel 1990 TCA Convention Car, Ralph Treichel CTT subscription, Larry Melvin Diecast Fire Engine, Ivan English, Diecast car and trailer, Jack Pivrotto, Lionel Engine House, Bab Miazga Lionel TTOM Ore Car, Dave Kuszynski, assorted Plasticville, and Roger Brandell Coca Cola tote and calendar. Winner of the Hudson Hundred was Jack Eaton.





Looks like Ivan English is “photo bombing” John Wiley. Yes we have fun at the Meets, Join us!



Look at all the conversations going on before the Meet. Remember the “Mystery Greeter” is out there.



Looks like Jonathan Peiffer and Ken Burling are in the middle of some “negotiations”. Wait a minute, those don’t look like Pennsy’s...



Marty Wik and his rare and special American Flyer boxed HO set. The unique details of the set enabled Marty to identify the year of manufacturer, 1939.



We love giving away money almost as much as our members love receiving it. Who has the bigger smile, Jack Eaton who won the Hudson Hundred or Treasurer Bob Herman?



The after meet clinic was on simple transformer repairs. The clinic focused on ZW’s but could also be applied to a wide variety of other Lionel postwar power houses that still fill a niche in our hobby today

## **TCA Desert Division BOD Meeting - Mar. 5, 2014**

The meeting was called to order at 7:07 PM at the home of Angelo Lautazi

In Attendance; Chris Allen, Bob Herman, Angelo Lautazi, Beth Stange, on teleconference Greg Palmer, Phil Todd, and David Nycz

**Approval of Agenda** - The agenda was unanimously approved as distributed

**Approval of Previous Meetings Minutes** – the minutes of the February meeting were accepted as distributed

**Treasurers Report** - Treasurer Bob Herman reported that the Savings Account has \$35,794.50 and Checking has \$079.62. Bob submitted the February Income/Expense report.

**Membership Report** - Angelo reported that membership stands at 280. This year we had a higher than average drop rate and lost many long term members in part do to the new dues increase by TCA National.

**Newsletter** - Chris reports that the number of Newsletters in the monthly mailing is falling close to the 200 count that is the minimum for getting the best postal rates. The addition of hobby stores and potential members may be used to meet our minimums.

### **Old Business**

**The Gilbert Library Hobby Fair** - Chris attended the fair and set up a display along with running a Standard and O gauge train loops. He estimated that there were over 200 visitors to the event and that the club should probably participate in the fair next year.

**Rio Grande Chapter Meet** - Chris attended the last meeting and gave us a recap. He provided convention chairs, Scott and Elaine Eckstein, with the TCA Convention Operations Manual and met with them following the meet. He also received numerous ideas for the Chapter's fund raising car and reported on the enthusiasm the Chapter and the Chairs to oversee the upcoming convention. He also noted that Peter Atonna will assist the Chapter with their fund raising cars.

**Member Survey** - Phil reported on the survey results which detailed what areas of the hobby that members were interested in learning about. Although this survey was limited in scope it showed that members were interested in some basic hobby skills such as ballasting track. At the next meet, Chris will have a clinic on transformer repair. A more expansive survey may be conducted in the future.

**Trailer Project** – We have received some accessory donations from Gordon Wilson and John Upshur. Chris has located some plasticville from the old module. Chris , Angelo and Bob are planning to install track as soon as a convenient day opens up for all involved.

### **New Business**

**Scottsdale Railroad Park Project** - Beth has received updated drawings from Larry Teresi as how the proposed display area will look with the display cabinets and layout areas. The materials used in the display must match the material used in existing displays in the building. Chris will use our drawings to gather bids from potential vendors. We also need to explore possible fund raising ideas in order to pay for this project.

**Gordon Wilson Auction.** Everything is on schedule for the upcoming auction. However, future 2 day auctions need to be evaluated as to whether they are financially or otherwise viable for the Division conduct. Barb will be providing coffee and donuts on the Saturday auction but not on Sunday. Chris will contact Marty Wik to ask if he will coordinate the lunches for the Saturday Auction.

**Spring Picnic.** The picnic will be held on April 5<sup>th</sup> at the Railroad park. Brad and Marty will secure the food and Brad and Angelo will cook. Bob says he has enough items on hand to conduct a raffle in order to offset the costs of the picnic.

**Adjournment:** Meeting was adjourned at 8:00 PM. The next meeting will be on Wed. April 9th at Beth's home.

**Minutes submitted by: Secretary, Angelo Lautazi**

## President's Message

Wow, things sure are busy here in the Division and Chapter. I don't know how we would have handled everything we had on our plate last month if we would have included our picnic. I thank all of our hard working volunteers who pitch in. Even those of you who donate a few hours of your spare time are really appreciated. One of my favorite modern day philosophers, Erma Bombeck said it best, "Volunteers are unpaid not because they're worthless, but because they're priceless."

As I mentioned things continue to be on a fast pace and I hope you will join us Saturday April 5<sup>th</sup> for the annual joint Ray Korte Spring Picnic. We will be co-hosting the party with the Grand Canyon Model Railroaders and the Paradise & Pacific clubs and plan for a lunchtime feast of Hot Dogs, Hamburgers and the delightful side dishes and desserts our members bring in to share. I understand that our preeminent Chef Brad will again make the trip in from "The Hills" to continue the training Sous Chef Angelo, and this 1 - 2 punch will guarantee grilled greatness.

Many of you know the connection this event has with both our Division and members who used to belong to the TTOS. Prior to our 1995 move into the Scottsdale Jaycees Hall, Desert Division Meets were held in the salesmen's meeting room at Ray Korte Chevrolet on McDowell and Scottsdale Rd. But the annual spring picnic at Ray's home is what we remember the best. Ray was about playing with trains as much as collecting them. TTOS National recognized him as operator of the year. Division members remember him as an enthusiastic supporter of all our efforts who helped unify a struggling club focus on the present and not the past.

From those humble beginnings and a man dedicated to the love of playing with toy trains we continue to host the joint spring picnic in his honor. It's not about collecting or operating, or even what gauge you run. It's about the joy we have with toy

trains that keeps us united and sharing great times. Breaking bread with each other is older than the hobby itself and the fellowship we all share at such times demonstrates it is more than just trains that brings us together.

Keeping that focus on playing as well as collecting we were very encouraged to see over a dozen members stay after the March General Meeting for our first repair clinic. Partial highlights from that ZW clinic can be found in this issue and an expanded version with additional photographs will be available on our website. In April we will have a clinic on the different methods you can protect your layout from all that raw power you just prepared as we cover the variety of ways fuses and circuit breakers should be incorporated into your layout to increase your safety and hopefully protect your trains. Many are simple ideas and an easy afternoon project.

We will not have a clinic in May as we had to move the Pizza Meetza Auction because of a scheduling conflict at the church hall. But then again would you want pizza the week after you just savored all of the culinary delights of our spring picnic?

Speaking about the May auction early consignors to the Pizza Meetza have already filled it up to capacity and the Board of Directors is looking into having a member's only auction when we start back up in the fall following our summer break. The good news about a filled up Pizza Meetza is that we will have a catalog of sorts up on our website by the April General Meeting so be sure to check out the auction since it will have a nice mixture of HO, and S gauge items along with some pre, post and modern era trains from Lionel, MTH, K Line, Marx along with some Weaver and Atlas tossed in as well. It will be a nice well rounded out auction.

Hope to see you at the picnic!

A handwritten signature in black ink, appearing to read "Chris", is located at the bottom right of the page. The signature is stylized with a large, looping initial 'C' and a trailing flourish.

## RIO GRANDE CHAPTER EDUCATIONAL PICTURES



**Everett Hagan displayed his LOTS drop center flatcar**



**Jim Trever had stamps from the US Marshall Islands all depicting trains**



**John Trever with three Lionel scale reefers with three different numbers**



**Art Lites had a nice display of seven Lionel Minuteman Launch cars with each one being a variation**



**After Meet visitation host Dale Schafer and one of his prized trains a beautiful Lionel 402**



**In another room of Dale's home we had a real treat, a Lionel Dealer Display D256 from 1959**

### RIO GRANDE CHAPTER BOARD OF DIRECTORS 2014-2015

President:	David Nycz	505-296-8905	Directors:	Art Lites	505-463-1951
Vice-President:	George Domeny	505-282-1934		Greg Palmer	505-898-3840
Secretary:	Scott Eckstein	505-332-0947		Jon Spargo	575-835-1606
Treasurer:	Don Kuster	505-293-3109			



## TCA Rio Grande Chapter News

By David Nycz – TCA 94-38787



The March Rio Grande Chapter meeting was held on March 15, 2014 at Los Altos Christian Church with 16 TCA members attending. The meeting began with the show and tell educational segment.

**Show and Tell:** Everett Hagan showed a 2013 LOTS Convention Car, a Drop Center Container Car with 2 Ocean Going Containers. Also included were 2 extra parts Everett ask if anyone could identify the parts and their use? Art Lites showed 7 different Lionel Modern Era Minuteman Launch Cars and the differences between them. All of the missile cars were based on the 3619 Post War Helicopter Launching car. While in the Air Force Art was a Missile Launch Officer, thus his interest. Jim Trever showed a collection of stamps from the Marshall Islands of the 50 states with locomotives on all the stamps. John Trever showed 3 scale Post War Lionel Reefer cars with different lettering and color variations, all were operating Milk cars.

**President's Report:** David Nycz reported on board meeting with Desert Division and reminded members about paying the National and Division dues on time.

**Vice-President's Report:** George Domeny reported on his progress at establishing a database for mailings using information collected at previous Pumpkin meets. Frank suggested a need also for email addresses as we move into the future. It was suggested that at swap meets we ask attendees to sign up for email notifications along with collecting current addresses.

**Treasurer's Report:** There is currently a balance of \$1,863.92 in the checking account. All funds have been transferred into the new account.

Next on the agenda was a fund raiser train car update. Highlights of Chris Allen's Email of March 14<sup>th</sup> were read to the chapter. Beginning with Chris' admonition to keep the specific ideas under wraps.

Chris will work with Peter Atonna on this project using some of the ideals gathered from Chris' February trip to Albuquerque. Chris further stated the division with handle the project from design, contract, advertising and mailing.

Chris suggested that the cars would represent New Mexico themes including the Cumbres and Toltec. This offer of the division to take the lead was accepted, with a design input from the chapter. On March 20<sup>th</sup> the chapter design committee would meet.

Also noted was that Warren Smalley had obtained an agreement from the Cumbres and Toltec for the chapter to use their logos at no charge. At the meeting Warren was adamant that the agreement be returned promptly. Warren will obtain pictures of prototype cars for Chris.

2019 Convention – Elaine Eckstein reported on her contacts with Tour companies and had information about varies committees from the TCA Convention Handbook. Elaine suggested that the members check out the information with the goal of getting members to volunteer as committee chairpersons for these committees.

At the National Train day on May 10<sup>th</sup> we will have a table and signage in conjunction Jim Spargo's portable train Layout promoting the TCA/Rio Grande Chapter. There will be flyers to handout advertizing our Pumpkin meet. Chris Wieclaw suggested that we have a raffle to gather names for our mailing list. Jim Trevor volunteered to contribute a train set for the raffle prize.

National Train day is a well attended free train event. John Spargo's portable train layout will be positioned in an excellent covered area (shaded) where the public normally passes through on the way from parking to the displays. This event is downtown at the Albuquerque Amtrak station.

At the meeting was a new tripod and sign with our logo. There is additional room with a plan to add upcoming event signs on the tripod.

The after meeting activity was at Dale Shafer's house. Dale has a wall display of trains and an original 1959 D265 Lionel Display layout.

Our next meeting is the members-only swap meet on April 12<sup>th</sup> starting at 9:00 am with a business meeting to follow at 11:00 am. Please bring your own table if you plan to sell.

# ZW Clinic Highlights – Part 1

By Chris Allen 95-40580

An important part of this hobby is when members share information with each other. Over the years I have benefited from asking a lot of questions to many, many people and now as they say, it's time to pay it forward. I hope you can use some of these tips when you purchase or repair your own post war ZW transformer. These are rugged power houses and will last another 50 years with just some light repairs and maintenance that almost everyone can perform by themselves.

**BUYING A ZW:** When purchasing ZW's my preference is to strictly stay with the 275 Watt versions. Nothing wrong with the 250 watt versions but for usually the same price you can score a newer transformer that operates with a bit more efficiency. I also primarily look for the ZW (R) version for the same reason. The revised version is stamped on the bottom plate and with everything else being equal I will grab the R version as it is the latest version. First thing to examine will be the power cord. Is it stiff or brittle? The cord should bend easily without cracking. If you are looking for a ZW to add to your collection rather than for power, a Lionel stamped plug is a must. Examine the external case for chips and scratches; do the lens caps match, is it missing any screws on the top cover or bottom plate? Next, give the common posts the "wiggle" test. Grasp each of the common terminals and give it a little wiggle. They all should be firm and tight if any are wobbly you will probably not get full current capability using that lug. It is not a big deal and it's an easy fix that we will talk about it in Part 2 of this series.

Work the throttles, primarily the right hand side and feel for vibrations. Over the years you can develop a feel for the rollers and tell if you will need to replace them. Ask about the last time it was used, did the whistle work and why it is being sold. The days of "Buck a Watt" are over, but these are still very solid transformers and if serviced properly they will give you many years of dependable service. It is up to you

to use any discrepancies as part of your negotiations for a better sales price, but if you feel comfortable with doing the repair work yourself a new power cord, some new rollers, a whistle diode and binding posts will not cost you more than \$15 total and an hour or so of your time

In this part we will cover two of the ZW's most common problems, a faulty power cord, and bad rollers. In Part 2 we will cover loose binding posts and whistle diodes replacement or upgrade. All of them are simple fixes with the parts readily available from parts vendors at various meets or from online resources.

**POWER CORD REPLACEMENT:** When it is time to replace your power cord you will need to find a two prong non-polarized plug. Never use the common polarized plug for transformers. Polarized plugs have one prong wider than the other and can only be put into the outlet one way. Some Hardware and "Big Box" stores carry non-polarized plugs but quite honestly they can be a bit ugly. Instead the next time you are walking through a train meet keep your eye out for those little AC/DC "Hobby" transformers in everyone's junk box. I try to find one with a 16 gauge cord but most of them are 18 gauge and will work fine. I look for a good 6' cord and usually can get these transformers for 50 cents to a dollar. Snip the cord off at the transformer and the power plug/cord problem is solved and very inexpensively!




**Junk transformers or cheap power cords?**

The next step is up to you and depending on your proposed use you may want to consider installing a line cord switch, sometimes called a lamp cord switch, in your power cord. If I plan on using the ZW "out in public" I like installing the switch as I can easily and quickly turn off power to the ZW and the tracks rather than looking for the power cord or power strip. Use the rocker type switches, not the rotary ones. They can be easily found online and more importantly in black to match your power cord. I have several line cords made up with and without switches in my parts kit all the time. **\*\* WARNING \*\*** the switch is only on one side of the power and since you are using a non-polarized plug you might be opening the common or return line of the A.C. circuit. ALWAYS pull the plug from the wall outlet when servicing the transformer; **NEVER** rely on the switch to remove power from the transformer.



Next, it is time to open up the ZW. Make sure to unplug the power cord from the wall and cut the old power cord off as close as you can to the ZW, no reason to have it in our way. Turn the ZW upside down on an old bath towel to protect the Lionel badge from scratches. With a 5/16 nut driver (a yellow handle in most sets) undo the four hex bolts that secure the bottom plate to the transformer and set it aside. Flip the transformer right side up and use a common #2 Phillips head screw driver for the four screws to get the top cover off, setting it aside with the bottom plate. The next step is to gently pull the

roller arms away from the transformer core. I have seen numerous methods but the most important thing is to not use needle nose or any other type of pliers to bend the arms out of the way. Some people construct a little homemade jig out of a bent paper clip but paperclips today are made with cheesy metal and they don't seem to work for me. Instead I use some rubber bands from the morning newspaper. I have even used twist and cable ties. Tie the rollers back – gently – to the lamp sockets on both sides. Remove the two core support straps from the top of the transformer noting the hour glass shape they make and the inside set of holes they are mounted in. At this point the front core support bracket normally falls off so remove it from the case and set it aside as well, being careful with any wiring. There is no need to remove the rear core support bracket but the transformer core will usually slip off the lip of the bracket.



Looking from the front of the ZW, the power cord connection can be easily seen in the lower right side of the of the transformer core. Gently lift the transformer core up a few inches and pull the snipped off cord up and into your work area. I use anything handy to support the transformer core so I can do the next step. Using a medium power soldering iron or the lower power on your soldering gun, heat up and remove the old cord from the terminal strip.

Using your new power cord, push the leads from the bottom into the transformer base and tie a knot in the line cord about 5 inches from the end.

**DO NOT FORGET THIS KNOT.** It will keep the strain off the terminal strip and prevent damage to the transformer's core windings. Next solder tin the leads of your new power cord and connect them to the terminal strip where you removed the old one. If the hole in the strip is plugged with solder, a little heat and a tooth pick should clear it up for you.



All done, let's reassemble the transformer core. Just work slow and use normal care and watch all your wires and the roller contact arms which still should be tied back to the lamp supports. Pull the excess power cord from the bottom until the knot catches. Next slide the front core support bracket into place making sure the core rests on the indented part of the shelf bracket. Reinstall the two core support straps into the inside pair of holes making an hour glass shape on the top of the transformer. Holding the transformer core, tip the transformer back and reinstall the four bottom screws and the bottom plate. Just finger tighten the hex nuts for the moment. Why do I assemble it in a different order? So I can give one last visual inspection to make sure no wires are pinched under the brackets and everything is back where it should be before I button it up. Tip the unit upright, remove the rubber bands or whatever you used to hold back the roller arms and do a quick final inspection inside. Secure the top cover with the four Phillips head screws and finally tighten down the hex heads on the bottom plate with your nut driver.


**ZW ROLLER REPLACEMENT:** Replacing the rollers is probably the quickest repair on the ZW and can be done in about 5 minutes with a cost under \$1 per roller.

The first step, make sure the transformer is not plugged into the outlet and remove the four Phillips head screws from the top cover with a #2 screw driver. Set the cover and screws aside then inspect the rollers and contact arms. If you see any discoloration of the contact arms you know this transformer was used hard and overheated. The secondary windings of the transformer look like bare copper wires however they are coated with thin shellac like insulating material. DO NOT use a wire brush or other chemicals that will break this insulation down. I use a soft rag and some vinegar based cleaning solution. I lightly dampen the rag, not the transformer, and clean in the same direction as the windings. The rollers are made of a soft carbon material and as they deteriorate with use, leave a residue behind. This carbon, which is the same material that builds up on the commutator plates of locomotive motors, can cause the same erratic operation of the ZW.


There are so many versions of what to do next it boggles my mind at how clever and quick these repairs have become. I will not cover the old, pull the control handle method. It is very time consuming, frustrating and unless you have three hands, a difficult procedure. The method I use is a simple Dremel tool with a cutoff disk attached to grind off the rivet head



having the rivet and roller pop out. A faster method is currently making the internet's rounds and it involves crushing the soft carbon roller with a pair of needle nose pliers and then cutting the rivet with a pair of diagonal wire cutters. I demonstrated the latter method at the clinic and it worked quite well. I do place a soft cloth underneath and around the roller control arm to catch all the debris. Remove all the pieces and insert the new roller and rivet.

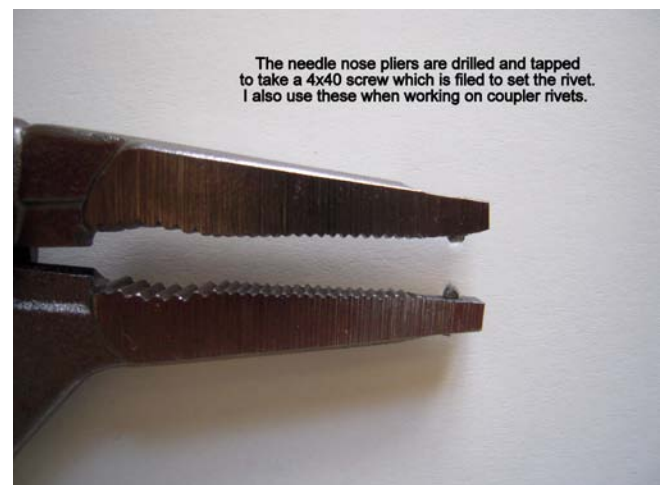


How to secure the rivet? A few years ago while reading the OGR forum (O Gauge Railroading magazine online chat room) a member posted a clever tool that he made from a pair of small needle nose vise grips. Since my retirement I no longer have access to an Arbor Press and this looked like it would fit the bill for some of my other repairs as well. I built one and when I can find it, (my workbench is open season for all the members of the family) it works very nicely. Prior to that I used a pair of "Robo Grip" pliers since their jaws stay square and they have a good positive feedback feel as I apply pressure.



The key is to supply enough pressure to set the rivet but not crush the control arm bracket so the roller does not spin smoothly. The next step is optional, it makes sense to me, but some people see this as overkill. Solder the rivet to the control arm on one side to help reduce resistance and make a better electrical connection. I have heard that some people are now eliminating the rivet crush and simply solder the new rivet to the arm. Either way, your new roller is now installed. Check to see if it rolls smoothly across the windings with no dragging. Last step, a little track cleaner or isopropyl alcohol on my shop rag to quick wipe the secondary windings. Yes, I clean the windings twice. I do not plan to be back inside this transformer again and want to make sure any grease from my hands didn't rub against the windings. Put the top cover back on and secure the screws. The transformer is now ready for many more decades of service and will probably out live me.

An expanded version of this article is available on our website with additional photos. In Part 2 we will cover whistle diode and terminal lug replacement.



## NATIONAL ELECTION VOTING DEADLINE EXTENDED!!

You may have gotten your National Headquarter News a bit late this month. Hard to remember with all the fabulous weather we have had this winter that the folks back east were hammered with snow storm after snow storm. There were numerous "snow days" in and around the National Business Office where it was too hazardous to travel so the printing and mailing of the March issue was delayed and then caught in the backlog caused by the delay. TCA National President Bob Obara, after meeting with all the candidates running for office, **has extended the ballot deadline to APRIL 15<sup>th</sup>**. Be sure to review the candidates résumés and return your postage paid ballot by the new deadline.

## EDUCATIONAL SEGMENT and AFTER MEET CLINIC

What is the **"BEST BLOOMING TRAIN IN YOUR COLLECTION?"** Bring the train or car that best typifies springtime to the April Meet. Ten free raffle tickets to the member who can come up with the most imaginative springtime theme. But don't let color stop you. If you have a special locomotive that you just picked up or a great story about a recent find, bring it along as well. The Educational segment is open to all who love this hobby and have a story to share with others. **FUSE IT OR LOSE IT!** Is the theme for the after meet clinic. The clinic will focus on a variety of simple devices you can build or install to protect your trains and maybe even you house from the dangers of a short circuit. We will cover topics including quick acting fuses, resettable circuit breakers, and "polyswitches" to show you quick and easy protection.

---

### IN MEMORIAM

One of the Desert Division's most loyal and stalwart former members, Richard "Dick" Goodfellow, passed away following a long illness on March 24, 2014. Dick was 79 years of age and had been living in an Assisted Living Facility on the East Coast for nearly one year. In the 1990's through the early 2000's, Dick served this Division in a variety of key positions. From 1994 through October of 1997 he served as Treasurer of the Desert Division's first ever National TCA Convention. His quiet, efficient, understated manner belied his true passion for this Division and this hobby. His train room was always open - both for running and usually derailing or just sitting around talking trains or whatever else might cross one's mind. He always had a smile and a kind word for everyone. He and wife Ellie were always the perfect hosts at their home at The Pointe at Tapatio Cliffs on 7th Street, Phoenix. Should anyone wish to contact Ellie to express their thoughts of Love, Memory, and/or Condolences, she may be reached at:

ELLIE GOODFELLOW  
5961 PALISADE AVENUE  
APARTMENT # 318  
BRONX, NEW YORK, 10471





**PRESCOTT'S**

**BEAT THE HEAT**

**Model Trains & Old Boys' Toys**

**SWAP MEET**

**Saturday August 16, 2014 9 AM - 1 PM**

**At the Prescott Activity Center 824 E Gurley St**

**Presented By:**

**The Central Arizona Model RR Club**

**Adults \$5.00 - Children 12 and under Free**

**Contact: Dick Gage (c) 802 272-1352 CAMRRC Treasurer**

**Steve Bumgardner 928 775-3184 CAMRRC President**

**Table Reservations \$25.00 per table in advance**

**Table Sales are Subject to Availability**

**1 Free Admission with Each Table**

**Dealer Setup Time 7-9 AM --- No Early Public Admission**

**The CAMRRC is Not Responsible for Lost or Stolen Items**

-----  
Name \_\_\_\_\_

Address \_\_\_\_\_

Phone \_\_\_\_\_ Email \_\_\_\_\_

Number of Tables \_\_\_\_ (Limit 4 Tables per seller) @ \$25.00 each \_\_\_\_\_

Helper Name \_\_\_\_\_ @ 4.00 each \_\_\_\_\_

Helper Name \_\_\_\_\_ @ 4.00 each \_\_\_\_\_

Lunch Reservations (Sandwich, Chips, Soda) \_\_\_\_ @ 7.00 each \_\_\_\_\_

Special Requests \_\_\_\_\_ Total \_\_\_\_\_

**Make Checks to CAMRRC and mail to.....**

**Dick Gage, Treasurer (c) 802 272-1352**

**1972 Oak Hill Circle Prescott, AZ 86301**

**All Gauges  
Railroad Related Items**



**Summer Show & Meet**

**Buy - Sell - Trade  
View Operating Layouts**

# TOY TRAIN SHOW

Operated as a Benefit Fundraiser for  
**Gadsden Pacific Division Toy Train Operating Museum**  
3975 N. Miller Avenue Tucson, AZ  
[www.gpdToyTrainMuseum.com](http://www.gpdToyTrainMuseum.com)

## Tucson Expo Center

**3750 E. Irvington Road at Palo Verde**

(From 1-10, take East Irvington Road exit.)

Great Location, Free Parking, Snack Bar

**Entrance on South side of Building (Banquet Hall)**

**Friday, May 30, 2014**

Open to the Public 2:00 pm – 7:00 pm

**Saturday, May 31, 2014**

Open to the Public 9:00 am – 2:00 pm

**ADMISSION \$6.00 PER PERSON (daily)**

*FREE FOR CHILDREN UNDER THE AGE OF 13 ACCOMPANIED BY AN ADULT*

Need Vendor Tables?  
MEET CHAIRMAN DAVID HOVERSTOCK  
(520) 909-0722

E-MAIL: [TrainShow@gpdToyTrainMuseum.com](mailto:TrainShow@gpdToyTrainMuseum.com)

Future Shows: November 14-15, 2014 January 9-10, 2015

RAILROAD



-CHANGE



ARENELL SERVICE & REPAIR – **AUTHORIZED Lionel & MTH Service Station** located in the rear of the Arizona Train Depot - Visit “**RAY'S CAVE**” for Lionel Postwar, MPC, LTI & more for sale at great prices - I buy train collections large or small, old or new Large consignment of MTH Premier trains arriving weekly and priced to sell fast – Still have great selection of Dept 56 on hand - If you are looking for a special item let Ray be your extra set of eyes – VISA & M/C - 755 E. McKellips, Mesa, AZ 602-565-6603

BUILDING A LAYOUT? – We can furnish all GarGraves products at discount prices. Flex and sectional track, uncoupling tracks, and accessories in all gauges; the new 072 and 100” and 042 switches; DZ1000, Rix, and Tortoise switch motors, Acme controls, NJ signals, and the new Z Stuff optical crossings. For a list, contact Peter Atonna 928-636-4228 or e-mail at [mjatonna@gmail.com](mailto:mjatonna@gmail.com).

BURLING'S TON OF TRAINS – Authorized Lionel, MTH, K-LINE & Mantua Dealer. With the largest selection of Post-War through new Lionel in Arizona, we invite you to see our different “Set of the Month” each month. We also buy trains. Hours are 11 AM to 5 PM, M – F and by appointment. 16924 E. Colony Dr., Fountain Hills, AZ 85268 Phone: 480-816-6501 Website: [www.tonoftrains.com](http://www.tonoftrains.com) **AUTHORIZED LIONEL SERVICE CENTER**

GERRY'S TRAINS – Parts & repair service for Lionel, American Flyer, standard gauge pre & post war and Marklin HO trains. I buy old trains and toys, one piece or entire collections. Gerry Klei, 8608 E. Cheryl Dr., Scottsdale, AZ Phone 480- 998-5349

THE TRAIN STATION – Mountain Lakes, NJ. Top 10 Authorized Lionel and AF Sales and Service since 1974. New, Used, Bought, Sold, Repaired. 973-263-1979 [www.train-station.com](http://www.train-station.com).

ARIZONA TOY TRAIN REPAIR – Complete parts and repair service for ONLY Lionel postwar and prewar trains and accessories at reasonable rates by a long-time hobbyist. Rapid turnaround usually within a week, if parts are in stock – two weeks or less if parts need to be ordered. Repairs guaranteed for a year. Occasionally postwar items for sale. Complete access to Lionel postwar and prewar service and operating documents at central Phoenix' only Lionel repair facility. TCA members mention this ad and get the first hour of labor FREE. Tony Ford, 5547 N. 10th Ave., Phoenix, AZ 85013 (602)369-5938

3<sup>rd</sup> RAIL & GOLDEN GATE DEPOT DISCOUNTED TRAINS - Taking your preorders for now for EMC FTs finally done correctly in over 20 road names including the three Santa Fe Schemes. Also taking your preorders for the first correct Budd El Capitan cars of 1956 in Santa Fe and Amtrak. What else are you are interested in? Call Jonathan Peiffer at 602-561-4131. Your authorized 3<sup>rd</sup> Rail and GGD dealer in Arizona. Now accepting credit cards!

Expanded selection of Lionel and American Flyer Parts – Call or stop by my table at the Meet - DeLon Freije 701-331-2837

WANTED: OGR O Gauge Railroader Run 226 and 227 or copy of speciality tools article from run 227 – Bryan Rench 602-863-3981

FOR SALE: Pabst Beer train sign. This is the classic companion sign to the auto sign, both from 1961. Lights, but motor is no longer working. A classic train room decor item. \$195. Send an email for photos. Peter Atonna 928-636-4228 or [mjatonna@gmail.com](mailto:mjatonna@gmail.com)

FOR SALE: Marx 2002 Hand Car Red OB \$50 - Marx 2002 Hand Car Grey OB \$50 - Lionel 5734 REA Reefer 1985 TCA Convention Car C-8 P10 \$50 - 2011 TCA Banquet Car Weaver Speckles Sugar PS-2 Grey Covered Hopper C-10 P-10 \$175 - K Line K611 NY Central Classic Illuminated Caboose C-8 P-10 \$25 – Lionel 6-29968 Beatles Hard Day's Night c-10 P-10 \$60 – Lionel 6-52361 NTTM 50<sup>th</sup> Anniversary C10 P-10 \$75 Please call for information Dannie L. Martin 520-360-0519 [dannieaz@cox.net](mailto:dannieaz@cox.net)

FOR SALE: Out of print Greenberg books: Lionel, American Flyer, Marx, etc. Call Bruce Greenberg at 703-461-6991 (9-5 Eastern Daylight) or visit his web site, [www.sykesvillehistory.us](http://www.sykesvillehistory.us), for a current list.

FOR SALE: Lionel All-Brass Binnacle from U.S. Navy WW II Ship - \$2,000 plus shipping. Gordon L. Wilson, 480-837-5344, [exTCA1@aol.com](mailto:exTCA1@aol.com)

FOR SALE: Lionel Scale O 6-52500 Desert Division ATSF Grand Canyon Reefer \$50, Lionel 6-18562 SP GP9 w/TMCC \$150, 2 ea Pair of used Super O switches w/OB P-8 \$35ea or both \$55 - ~~Postwar Lionel 6-75 w/tender \$125~~ – 665 w/tender \$100 – 621 NW-2 \$60 – 611 NW-2 \$75 – 602 NW-2 \$75 – 356 Freight Station w/carts no box \$50 **WANTED HAFNER** 115041 or similar working windup freight set, prefer one with a AT&SF Grand Canyon Box Car - Chris Allen 480-820-9559

FOR SALE: Lionel “O” operating layout 4'x8' and 17" high. Includes 2037 w/whistle tender, 2 manual switches, oper. Barrel car and loader, oper 3656 Cattle car and stockyard, Milk car and platform w/1033 transformer. Loco, tender, and transformer serviced by Gerry Klei 6 months ago. Layout was designed for my grandchildren and to fit under my layout for storage. Heavy duty legs with casters 4 yrs. old in like new condition \$1,200 Joe Bock 928-282-0850 or email [jgbock@commspeed.net](mailto:jgbock@commspeed.net) for photo

This page is provided as a service to our members for trading among themselves on a space available basis. Contact them directly for items listed above.

# THE BACK PAGE

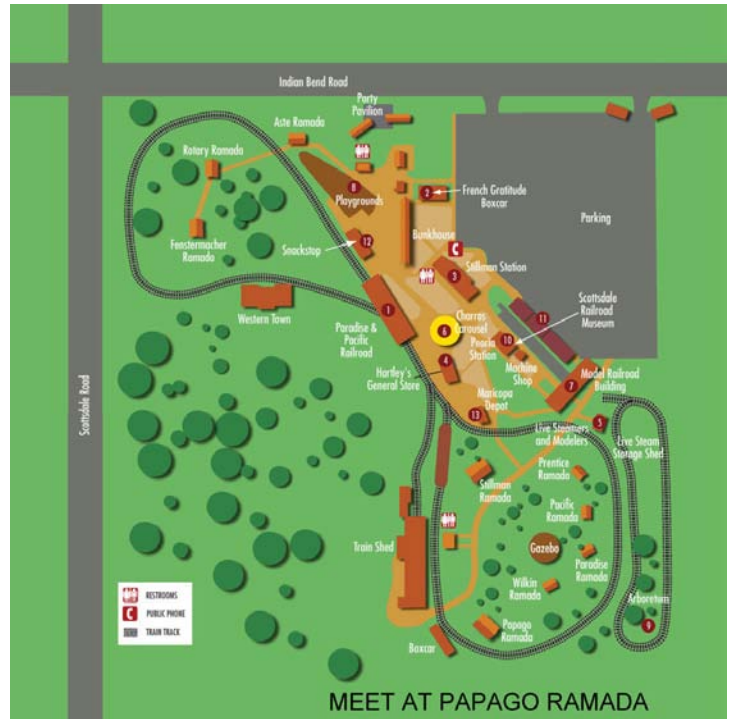
FOR THINGS THAT DIDN'T FIT ELSEWHERE



Here's a better view of Dale Schafer's  
Lionel D256 Dealer Display



Of course Dale's 402 deserves a close-up also



**Spring Picnic time – Saturday April 5<sup>th</sup> – 11:00 AM**

**Meet at the Papago Ramada located near the  
back of the Park across from the Box Car**

\*\*\*\*\*

**Please bring a side dish to share the clubs will  
provide Hot Dogs and Hamburgers cooked  
by our specially trained BBQ staff**

**A larger version of the map can be found [here](#)**

**Park near the Model Railroad Building to have  
shorter access to the picnic area**

The 60<sup>th</sup> [TCA National Convention](#)  
Philadelphia, PA



## DIVISION MEET LOCATION

Shepherd of the Valley Lutheran Church  
1500 W. Maryland Ave., Phoenix, AZ 85015



Click the  
button to  
follow us on  
Facebook